


Ovation

Oasis™

Superior construction for a semi-inground installation!



24' (7.32 m)
27' (8.23 m)




15' x 26' (4.57 m x 7.92 m)
15' x 30' (4.57 m x 9.14 m)
18' x 33' (5.49 m x 10.06 m)

Oasis™

Superior construction for a semi-inground installation!

Sturdy slat wall 54" - (1.37 m)



Structure

- Robust aluminum for semi-inground installation
- Strong slat wall made from space-age aluminum
- Attractive taupe colour

Top ledge and uprights

- 7" (18 cm) top ledge
- 6" (15 cm) uprights
- Sturdy aluminum is robust, attractive

Compatibility

- Out-of-the-box compatibility with factory-built decks and fences. Consult your dealer for more details.

Yardmore braceless support system

- An exclusive buttress-free system
- Maximizes yard space by eliminating unsightly struts
- Oval pools only

Lifetime warranty

Our generous warranty means your investment in outdoor fun will be backed by our years of experience, total dedication to our products and a commitment to your satisfaction.

Water Safety

The purchase of an aboveground pool provides years of pleasure and fun, but it also involves water safety. Although we cannot supply a full-time lifeguard, we strongly recommend that you implement the following safety rules. These will help provide a pleasant atmosphere for you and your family.

- NEVER jump or dive in an aboveground pool.
- Maintain constant adult supervision when children are in or near any body of water.
- Read all of the safety, installation, and maintenance information contained in the instruction manual and Water Safety brochure before you start installing your pool.
- Ask your city about any specific rules and regulations that apply to aboveground pools.

- Follow the instruction manual and maintenance instructions.
- Never remove applied or posted safety stickers or signs from your pool or pool area.
- Barriers to prevent unsupervised access, especially by young children, should be built, installed and checked on a regular basis to ensure they are in good working order.
- Inspect your pool, barriers, alarms, and other related equipment on a regular basis in order to ensure they are in good working order and that they are safe.

The installation, maintenance and safety manual contains detailed tips and recommendations. They must be read, followed and applied on a regular basis, as they will prevent unnecessary accidents and will ensure many summers of pleasant, safe family fun.


SWIM SAFELY AND STAY SAFE

Printed in Canada. The dimensions, weights, illustrations and other specifications are approximate. The company reserves the right to modify and/or discontinue without notification any feature in any pool model.

© Copyright 2010



99652 02/10



Built for **semi-inground** installation, the Oasis is our top-of-the-line aluminum pool. Enjoy the advantages that semi-inground installation has to offer – better landscaping, convenient access and a fantastic-looking pool!

